
Accessories

Introduction

For flexible and application friendly solutions. PMA offers a vast array of practical accessories in order to complete the PMA cable protection system.

We offer lock nuts produced from polyamide or metal, thread reducers and enlargers, conduit adapters, swivel adapters as well as different mounting clips for conduits. All this practical products will help to create the PMA line for our customers even more flexible and application friendly.






Flat gaskets, metric, PG, NPT, GAS

Type SVN4

Type SVN4 - Flat thread gasket, metric/NPT/PG/GAS

	Order no.	Fits to thread metric	Inside Ø (mm)	Outside Ø (mm)	Thickness (mm)
	SVN4-M12	M12 x 1.5	12.0	20.0	1.5
	SVN4-M12/02	M12 x 1.5	12.0	23.0	1.5
	SVN4-M16	M16 x 1.5	16.0	22.0	1.5
	SVN4-M16/02	M16 x 1.5	16.0	25.0	1.5
	SVN4-M20	M20 x 1.5	20.0	27.0	1.5
	SVN4-M20/02	M20 x 1.5	20.0	33.0	1.5
	SVN4-M25	M25 x 1.5	25.0	35.0	1.5
	SVN4-M25/01	M25 x 1.5	25.0	31.0	1.5
	SVN4-M25/02	M25 x 1.5	25.0	39.0	1.5
	SVN4-M32	M32 x 1.5	32.0	43.0	1.5
	SVN4-M32/02	M32 x 1.5	32.0	49.0	1.5
	SVN4-M40	M40 x 1.5	40.0	55.0	1.5
	SVN4-M40/01	M40 x 1.5	40.0	51.0	1.5
	SVN4-M40/02	M40 x 1.5	40.0	64.0	1.5
	SVN4-M50	M50 x 1.5	50.0	69.0	1.5
	SVN4-M50/01	M50 x 1.5	50.0	59.0	1.5
	SVN4-M50/02	M50 x 1.5	50.0	74.0	1.5
	SVN4-M63	M63 x 1.5	63.0	75.0	1.5

Order no.	Fits to thread PG	Inside Ø (mm)	Outside Ø (mm)	Thickness (mm)
SVN4-07	07	12.5	16.5	1.5
SVN4-09	07	15.2	20.0	1.5
SVN4-11	11	18.6	24.0	1.5
SVN4-13	13.5	20.4	31.0	1.5
SVN4-16	16	22.5	31.0	1.5
SVN4-21	21	28.3	37.0	1.5
SVN4-29	29	37.0	48.0	1.5
SVN4-36	36	47.0	57.0	1.5
SVN4-42	42	54.0	60.0	1.5
SVN4-48	48	59.3	69.0	1.5

Order no.	Fits to thread GAS	Inside Ø (mm)	Outside Ø (mm)	Thickness (mm)
SVN4-G00	¼"	13.2	20.0	1.5
SVN4-G01	⅜"	16.7	22.0	1.5
SVN4-G02	½"	21.0	28.0	1.5
SVN4-G04	¾"	26.5	34.0	1.5
SVN4-G06	1"	33.3	42.0	1.5
SVN4-G07	1¼"	41.9	53.0	1.5
SVN4-G08	1½"	47.8	62.0	1.5
SVN4-G09	2"	59.6	69.0	1.5

For sealing of polyamide or metal threads of PMA fittings

For ingress protection at the thread up to IP68

For solid sealing of uneven rough contact areas around the thread hole or when no constructive measures for O-Rings are provided

NBR reinforced with aramide fibres (asbestos-free)


Temperature range: -50°C to +200°C, short-term to +350°C

Note: Depending on flange sizes flat thread gaskets can have different widths. Please indicate fitting for which gasket is needed for replacement orders

Locking clips, water impact protection


Type AFN2, OVN2 & WPS

Type AFN2 - Universal safety clip

	Order no. dark grey	Fits to conduit size		Width (mm)	Length (mm)	Thickness (mm)
		NW	Profile			
	AFN2-07GT	07	G + T	14.0	14.0	7.0
	AFN2-10GT	10	G + T	17.5	17.0	8.0
	AFN2-12GT	12	G + T	20.5	20.0	7.3
	AFN2-17GT	17	G + T	26.5	22.0	8.0
	AFN2-23GT	23	G + T	34.0	27.5	11.8
	AFN2-29GT	29	G + T	40.5	32.0	11.8
	AFN2-36GT	36	G + T	50.0	39.0	9.5
	AFN2-48GT	48	G + T	62.0	47.0	9.5


Pre-installed in PMA connectors IP66 and IP68GT
Allows simple push-in assembly of PMA conduits

Type OVN2 - Oval clip

	Order no. dark grey	Fits to conduit size		Width (mm)	Length (mm)	Thickness (mm)
		NW	Profile			
	OVN2-07	07	G + T	14.0	14.0	6.0
	OVN2-10	10	G + T	17.5	17.0	7.0
	OVN2-12	12	G + T	21.0	19.0	6.0
	OVN2-17	17	G + T	26.5	22.5	7.0
	OVN2-23	23	G + T	34.0	27.5	10.5
	OVN2-29	29	G + T	40.5	32.0	10.5
	OVN2-36	36	G + T	49.5	39.0	8.5
	OVN2-48	48	G + T	62.0	47.0	8.5

Provides reliable fixation of PMA conduits within PMA IP68 fittings

Type WPS - Water impact protection


	Order no. black	Fits to conduit size		Outside Ø (mm)	Thickness (mm)
		NW	Profile		
	WPS-NW10	10	G + T	22.0	8.0
	WPS-NW12	12	G + T	26.0	8.0
	WPS-NW17	17	G + T	33.0	8.0
	WPS-NW23	23	G + T	40.0	9.0
	WPS-NW29	29	G + T	47.0	9.5
	WPS-NW36	36	G + T	59.0	10.0
	WPS-NW48	48	G + T	71.0	10.0

Increased protection of PMAFIX fittings against water jet impact – increased protection up to IP69
For increased ingress protection requirements regarding high pressure/steam jet cleaning
Based on PMAFIX IP68 system
Two-piece water impact protection with click cap
Retrofit installation possible

Sealing caps, reducers

Type NVN3, NFN3 & NR

Type NVN3 - Sealing cap, reinforced

	Order no.	Fits to conduit size		Length (mm)
		NW	Metric	
	NVN3-07	07	10	9.0
	NVN3-09	10	12	9.0
	NVN3-11	12	16	12.0
	NVN3-16	17	23	16.5
	NVN3-21	23	25	13.0
	NVN3-29	29	32	14.0
	NVN3-36	36	40	17.5
	NVN3-48	48	50	17.5

In connection with PMAFIX connectors („V“ series) and PMA corrugated conduits

For ingress protection IP68 static/IP67 dynamic


Specially modified polyesterelastomer

Free from halogens and cadmium

Fits both conduit profiles – fine (T) and coarse (G)

Temperature range: –40°C to +105°C

Type NFN3 - Sealing cap

	Order no.	Fits to conduit size		Length (mm)
		NW	Profile	
	NFN3-07	07	10	9.0
	NFN3-09	10	12	9.0
	NFN3-11	12	16	9.0
	NFN3-16	17	23	9.0
	NFN3-21	23	25	9.0
	NFN3-29	29	32	9.0
	NFN3-36	36	40	11.0
	NFN3-48	48	50	11.0

In connection with PMAFIX connectors („F“ series) and PMA corrugated conduits

For ingress protection IP67 static/IP65 dynamic


Specially modified polyesterelastomer

Free from halogens and cadmium

Fits conduit profiles – fine (T) and coarse (G)

Temperature range: –40°C to +105°C

Type NR - Reducer, PG

	Order no.	Thread outside PG	Thread inside PG	Length (mm)	Inside Ø (mm)	Outside Ø (mm)
	1109N	11	09	22.5	10.5	24.5
	1309N	13.5	09	15.0	10.0	26.0
	1311N	13.5	11	24.0	11.5	26.0
	1609N	16	09	16.0	10.0	29.0
	1611N	16	11	16.0	11.5	29.0
	1613N	16	13.5	27.0	13.5	29.0
	2113N	21	13.5	16.0	13.5	35.5
	2116N	21	16	16.0	15.5	35.5
	2921N	29	21	17.0	22.0	43.0
	3629N	36	29	24.0	30.5	54.0

Reduction of threaded or clearance holes to smaller PG thread sizes


High-grade, glass fibre reinforced Polyamid 6

Temperature range: –30°C to +100°C

Enlargers, reducers, metric


Type ME & MR

Type ME - Enlarger, brass, metric thread

	Order no.	Thread outside		Thread inside		Wrench size (mm)	Inside Ø (mm)	Overall length (mm)
		Metric	Length (mm)	Metric	Length (mm)			
	M12M16M	M12 x 1.5	5.0	M16 x 1.5	7.0	18	8.0	16.0
	M16M20M	M16 x 1.5	5.0	M20 x 1.5	7.5	22	12.0	16.5
	M20M25M	M20 x 1.5	6.0	M25 x 1.5	8.0	27	15.0	18.5
	M25M32M	M25 x 1.5	7.0	M32 x 1.5	9.0	34	21.0	20.5
	M32M40M	M32 x 1.5	8.0	M40 x 1.5	10	42	26.0	23.5
	M40M50M	M40 x 1.5	8.0	M50 x 1.5	13	52	34.0	30.0
	M50M63M	M50 x 1.5	9.0	M63 x 1.5	16	65	44.0	32.5

For enlargement of an existing thread
 Nickel-plated brass
 Hexagonal form
 Temperature range: -60°C to +200°C

Type MR - Reducer, brass, metric thread


	Order no. standard	Order no. hexagonal	Thread outside metric	Thread inside metric
		M16M12M	M16M12M/6	M16 x 1.5
M20M12M		M20M12M/6	M20 x 1.5	M12 x 1.5
M20M16M		M20M16M/6	M20 x 1.5	M16 x 1.5
M25M16M		M25M16M/6	M25 x 1.5	M16 x 1.5
M25M20M		M25M20M/6	M25 x 1.5	M20 x 1.5
M32M20M		M32M20M/6	M32 x 1.5	M20 x 1.5
M32M25M		M32M25M/6	M32 x 1.5	M25 x 1.5
M40M25M		M40M25M/6	M40 x 1.5	M25 x 1.5
M40M32M		M40M32M/6	M40 x 1.5	M32 x 1.5
M50M32M		M50M32M/6	M50 x 1.5	M32 x 1.5
M50M40M		M50M40M/6	M50 x 1.5	M40 x 1.5
M63M40M		M63M40M/6	M63 x 1.5	M40 x 1.5
M63M50M		M63M50M/6	M63 x 1.5	M50 x 1.5

Reduction of threaded or clearance holes to smaller thread sizes
 Nickel-plated brass
 Temperature range: -60°C to +200°C
 Round form without O-ring, hexagonal form with O-ring

Enlargers, reducers, PG

Type ME & MR

Type ME - Enlarger, brass, PG thread


	Order no. metal, standard	Thread outside		Thread inside		Outside Ø (mm)	Overall length (mm)
		PG	Length (mm)	PG	Length (mm)		
	0709M	07	5.0	09	07	17.0	15.0
	0911M	09	6.0	11	07	20.0	16.5
	0913M	09	6.0	13	7.5	22.0	17.5
	1113M	11	6.0	13	08	22.0	17.5
	1116M	11	6.5	16	8.5	24.0	19.0
	1121M	11	6.5	21	10	30.0	21.0
	1316M	13.5	6.5	16	7.5	24.0	19.0
	1321M	13.5	6.5	21	8.5	30.0	21.0
	1621M	16	6.5	21	8.5	30.0	21.0
	1629M	16	6.5	29	11	39.0	22.5
	2129M	21	7.0	29	11.5	39.0	23.0
	2936M	29	8.0	36	12	50.0	27.5
	4248M	42	10.0	48	17	64.0	33.0

For enlargement of an existing thread

Nickel-plated brass

Temperature range: -60°C to +200°C

Type MR - Reducer, brass, PG thread

	Order no. metal, standard	Thread outside		Thread inside PG	Outside Ø (mm)	Overall length (mm)
		PG	Length (mm)			
	0907M	09	6.0	07	17.0	8.5
	1107M	11	6.0	07	20.0	8.5
	1109M	11	6.0	09	20.0	8.5
	1307M	13.5	6.5	07	22.0	9.0
	1309M	13.5	6.5	09	22.0	9.0
	1311M	13.5	6.5	11	22.0	9.0
	1607M	16	6.5	07	24.0	9.5
	1609M	16	6.5	09	24.0	9.5
	1611M	16	6.5	11	24.0	9.5
	1613M	16	6.5	13.5	24.0	9.5
	2111M	21	7.0	11	30.0	10.0
	2113M	21	7.0	13.5	30.0	10.0
	2116M	21	7.0	16	30.0	10.0
	2916M	29	8.0	16	39.0	11.5
	2921M	29	8.0	21	39.0	11.5
	3621M	36	9.0	21	50.0	12.5
	3629M	36	9.0	29	50.0	12.5
	4229M	42	10	29	57.0	14.0
	4236M	42	10	36	57.0	14.0
	4836M	48	10	36	64.0	14.0
4842M	48	10	42	64.0	14.0	

Reduction of threaded or clearance holes to smaller thread sizes


Nickel-plated brass

Temperature range: -60°C to +200°C

Plug screws, metric, PG

Type 514

Type 514 - Plug screw, metric/PG thread

	Order no. grey	Fits to thread metric	Outside Ø (mm)	Height (mm)	Thread length (mm)
	514-M12	M12 x 1.5	15.0	10.0	6.0
	514-M16	M16 x 1.5	20.0	10.5	6.0
	514-M20	M20 x 1.5	24.0	10.5	6.0
	514-M25	M25 x 1.5	30.0	13.0	8.0
	514-M32	M32 x 1.5	37.0	13.5	8.0
	514-M40	M40 x 1.5	46.0	14.0	8.0
	514-M50	M50 x 1.5	56.0	16.5	10.0
	514-M63	M63 x 1.5	70.0	17.0	12.0

	Order no. grey	Fits to thread PG	Outside Ø (mm)	Height (mm)	Thread length (mm)
	514-07	07	15.0	10.0	6.0
	514-09	09	19.0	10.0	6.0
	514-11	11	22.0	10.0	6.0
	514-13	13.5	25.0	10.0	6.0
	514-16	16	27.0	10.0	6.0
	514-21	21	33.0	12.5	8.0
	514-29	29	44.5	13.0	8.0
	514-36	36	55.5	15.0	10.0
	514-48	48	69.5	17.0	12.0

For closing off unused threaded holes
 Polyamide 6 glass fibre reinforced
 Free from halogens and cadmium
 IP54
 Temperature range: -30°C to +100°C

Lock nuts, metric, PG

Type MN

Type MN - Hexagonal lock nut, polyamide, metric/PG thread

	Order no. black	Order no. grey	Fits to thread metric	Wrench size (mm)	Height (mm)
MN	BMN-M12	GMN-M12	M12 x 1.5	17	5.0
	BMN-M16	GMN-M16	M16 x 1.5	22	5.0
	BMN-M20	GMN-M20	M20 x 1.5	26	5.6
	BMN-M25	GMN-M25	M25 x 1.5	32	6.0
	BMN-M32	GMN-M32	M32 x 1.5	41	7.0
	BMN-M40	GMN-M40	M40 x 1.5	50	7.0
	BMN-M50	GMN-M50	M50 x 1.5	60	8.0
	BMN-M63	GMN-M63	M63 x 1.5	75	8.0




	Order no. black	Order no. grey	Fits to thread PG	Wrench size (mm)	Height (mm)
	BMN-07	GMN-07	07	19	5.0
	BMN-09	GMN-09	09	22	5.0
	BMN-11	GMN-11	11	24	5.0
	BMN-13	GMN-13	13.5	27	6.0
	BMN-16	GMN-16	16	30	6.0
	BMN-21	GMN-21	21	36	7.0
	BMN-29	GMN-29	29	46	7.0
	BMN-36	GMN-36	36	60	8.0
	BMN-48	GMN-48	48	70	8.0

Glass fibre reinforced Polyamid 6
High tightening torques

Lock nuts, metric, PG

Type MM

Type MM - Hexagonal lock nut, brass, metric/PG thread

	Order no.	Fits to thread metric	Wrench size (mm)	Height (mm)
	GMM-M12	M12 x 1.5	15	2.8
	GMM-M16	M16 x 1.5	19	2.8
	GMM-M20	M20 x 1.5	24	3.0
	GMM-M25	M25 x 1.5	30	3.5
	GMM-M32	M32 x 1.5	36	4.0
	GMM-M40	M40 x 1.5	46	4.5
	GMM-M50	M50 x 1.5	60	5.0
	GMM-M63	M63 x 1.5	70	5.5


	Order no.	Fits to thread PG	Wrench size (mm)	Height (mm)
	GMM-07	07	15	2.8
	GMM-09	09	18	2.8
	GMM-11	11	21	3.0
	GMM-13	13.5	23	3.0
	GMM-16	16	26	3.0
	GMM-21	21	32	3.5
	GMM-29	29	41	4.0
	GMM-36	36	51	5.0
	GMM-42	42	60	5.0
	GMM-48	48	64	5.5

Nickel-plated brass
 Maximum possible torque
 Safe system connection

System supports, half-shells


Type VH & GN

Type VH - System support

	Order no. support ①	Order no. clip ①	Order no. complete ①	Fits to conduit size		Width x Height x Depth (mm)	Fixing screws
				NW	Metric		
	BVH-17-010	BVH-17-020	BVH-17-000	17	20	35 x 36 x 36	6 x M5
	BVH-23-010	BVH-23-020	BVH-23-000	23	25	35 x 44 x 36	6 x M5
	BVH-29-010	BVH-29-020	BVH-29-000	29	32	46 x 52 x 40	6 x M5
	BVH-36-010	BVH-36-020	BVH-36-000	36	40	53 x 58 x 60	6 x M5
	BVH-48-010	BVH-48-020	BVH-48-000	48	50	66 x 72 x 60	6 x M5

For applications in machine building and installation
 Optimal axial strain relief due to integrated rib
 Variable fixation possible due to six holes, safe against turning
 With safety lid suitable for overhead installation
 High retention forces
 PA 6

Type GN - Half shell

	Order no. fine profile, black	Order no. coarse profile, black	Fits to conduit size		Outside Ø (mm)	Width (mm)
			NW	Metric		
	BGN-S12T	–	12	16	26.5	34.0
	BGN-S17T	BGN-S17G	17	20	32.0	34.0
	BGN-S23T	BGN-S23G	23	25	39.5	34.0
	BGN-S29T	BGN-S29G	29	32	47.0	34.0
	BGN-S36T	–	36	40	55.0	36.5
	–	BGN-S36G	36	40	55.0	34.0
	BGN-S48T	–	48	50	66.5	36.5
	–	BGN-S48G	48	50	66.5	34.0
	–	BGN-S70G	70	80	93.5	38.0


For conduit fixation in conjunction with beam systems, particularly in traction and machine applications
 Fixes conduit against axial movements
 Allows radial turning of conduit
 Especially suitable for dynamic applications due to rounded edges
 PA 6

① Please replace “B” for black with “S”
 for grey in front of the order no.

System supports, rails for system supports


Type FH-0 & FHS

Type FH-0 - System support, one-piece

	Order no. black	Order no. grey	Fits to conduit size		Width x Height x Depth (mm)	Fixing screws
			NW	Metric		
	BFH-07-0	SFH-07-0	07	10	17.0 x 21.5 x 20.0	1 x M4
	BFH-10-0	SFH-10-0	10	12	20.5 x 24.5 x 20.0	1 x M5
	BFH-12-0	SFH-12-0	12	16	24.0 x 27.0 x 20.0	1 x M5
	BFH-17-0	SFH-17-0	17	20	30.0 x 34.0 x 20.0	1 x M6
	BFH-23-0	SFH-23-0	23	25	38.5 x 42.0 x 20.0	1 x M6
	BFH-29-0	SFH-29-0	29	32	45.5 x 48.0 x 20.0	1 x M6
	BFH-36-0	SFH-36-0	36	40	55.5 x 56.0 x 20.0	1 x M6
	BFH-48-0	SFH-48-0	48	50	67.5 x 68.0 x 20.0	1 x M6

For applications in machine building and installation
 Optimal axial strain relief due to integrated rib
 Suitable for overhead installations due to safety lid
 High retention forces
 Quick mounting due to single hole fixing
 Fits to rail for system support FHS
 PA 6

Type FHS - Rail for system support


	Order no. black	Order no. grey	Fits to system supports	Length x Height x Depth (mm)
	BFHS-00	SFHS-00	FH-NW-0	275.0 x 15.5 x 25.0
	Additional position supports or distance spacers			
	BFHS-PH	SFHS-PH	Position support with screws	
	BFHS-PH1	SFHS-PH1	Distance spacers	

For flexible assembly of one-piece system supports and/or fixation of various conduit sizes
 Glass fibre reinforced polyamide 6
 Extremely robust construction
 High stiffness
 Positioning and distance spacers available
 Glass fibre reinforced PA6

Tube clamps


Type GL & GH

Type GL - Tube clamp, one-piece

	Order no. black	Order no. grey	Fits to conduit size		Width (mm)	Fixing screws
			NW	Metric		
	BGL-07	SGL-07	07	10	25.0	1 x M4
	BGL-10	SGL-10	10	12	27.0	1 x M4
	BGL-12	SGL-12	12	16	31.0	1 x M4
	BGL-17	SGL-17	17	20	39.5	1 x M5
	BGL-23	SGL-23	23	25	49.0	1 x M5
	BGL-29	SGL-29	29	32	57.0	1 x M6

Used in general machine and installation applications
 Integrated rib provides axial strain relief
 Allows turning of the conduit, thus avoiding torsion stresses
 Pre-fixation on the conduit possible
 PA 6

Type GH - Tube clamp, one-piece


	Order no. black	Order no. grey	Thread outside		Width (mm)	Fixing screws
			NW	Metric		
	BGH-23	SGH-23	23	25	16.0	2 x M5
	BGH-29	SGH-29	29	32	19.0	2 x M6
	BGH-36	SGH-36	36	40	24.0	2 x M6
	BGH-48	SGH-48	48	50	24.0	2 x M6
	BGH-56	SGH-56	56	68	26.0	2 x M8
	BGH-70	SGH-70	70	80	30.0	2 x M8
	BGH-95	SGH-95	95	106	30.0	2 x M8

Used in general machine and installation applications
 Integrated rib provides axial strain relief
 Allows turning of the conduit, thus avoiding torsion stresses
 Pre-fixation on the conduit possible
 Allows solid fixation with 2 screws
 PA 6

Tube clamps


Type SGB & SGS

Type SGB - Tube clamp

	Order no. black	Fits to conduit size		Width (mm)	Fixing screws
		NW	Metric		
	SGB-07	07	10	13.0	1 x M4
	SGB-09	10	12	13.0	1 x M4
	SGB-11	12	16	13.0	1 x M4
	SGB-16	17	20	16.0	1 x M5
	SGB-21	23	25	16.0	1 x M5
	SGB-29	29	32	19.0	1 x M6
	SGB-36	36	40	19.0	1 x M6
	SGB-48	48	50	19.0	1 x M6

For fixation of static conduits
Galvanized steel
Elastomer profile (EPDM) free from halogens
Smooth connection to PMA conduits
Good resistance to ozone and ageing
Temperature range: -40°C to +120°C

Type SGS - Tube clamp


	Order no. black	Fits to conduit size		Width x Height x Depth (mm)	Fixing screws
		NW	Metric		
	SGS-36	36	40	80.0 x 48.0 x 19.0	2 x M6
	SGS-48	48	50	94.0 x 58.0 x 19.0	2 x M6
	SGS-56	56	68	118.0 x 72.0 x 24.0	2 x M8
	SGS-70	70	80	130.0 x 85.0 x 24.0	2 x M8
	SGS-95	95	106	156.0 x 110.0 x 24.0	2 x M8
	SGS-125	125	146	200.0 x 152.0 x 24.0	2 x M8

For fixation of static conduits
Galvanized steel
Elastomer profile (EPDM) free from halogens
Smooth connection to PMA conduits
Good resistance to ozone and ageing
Temperature range: -40°C to +120°C
Galvanized steel/EPDM

System supports

Type GPS, GP & BGP-3x48

Type GPS - System support, one-piece, stackable

	Order no.	Fits to conduit size			Width (mm)	Height (mm)	Depth (mm)
		NW	Metric	DIN-NW			
	BGPS-12/01*	12	16	2	70.0	51.0	30.0
	BGPS-17	17	20	2	70.0	51.0	30.0
	BGPS-23	23	25	2	70.0	51.0	30.0
	BGPS-29	29	32	3	85.0	65.0	30.0
	BGPS-36	36	40	3	85.0	65.0	30.0
	BGPS-48	48	50	4	115.0	92.5	30.0
	BGPS-56	56	68	4	115.0	92.5	30.0

*This size will be delivered with a half-shell insert

In railway vehicle construction, heavy machine building industry and other applications with increased mechanical requirements
Heavy design, high retention forces. Applicable with standard metal C rails

Clasp for easy pre-mounting and final assembly. Especially suitable for dyn. applic. due to rounded edges


The following nominal widths can be combined for stacking: NW 12 with NW 17 + 23, NW 17 with NW 23,

NW 29 with NW 36, NW 48 with NW 56

Content of delivery: System support and 2 screws for securing of the lid (optional); without mounting accessories

PA 6

Type GP - System support, stackable

	Order no. ①	Thread outside		Width (mm)	Height (mm)	Depth (mm)
		NW	Metric			
	BGP-12/01*	12	16	48.0	66.0	36.0
	BGP-17	17	20	48.0	66.0	36.0
	BGP-23	23	25	48.0	66.0	36.0
	BGP-29	29	32	62.0	66.0	36.0
	BGP-36	36	40	62.0	66.0	36.0
	BGP-48	48	50	76.0	66.0	36.0
	BGP-56G	56	68	87.0	78.0	36.0

*This size will be delivered with a half-shell insert

In railway vehicle construction, heavy machine building industry and other applications with increased mechanical requirements

Variable stacking possibilities, due to the "Block"-system a high rigidity is guaranteed


Fixes conduit against axial movements. Allows radial turning of conduit

Especially suitable for dyn. applic. due to rounded edges. Variety of support possibilities

Content of delivery: System support with assembling screws; without mounting accessories

PA 6

Type BGP-3x48- Multiple system support

	Order no.	Thread outside			Width (mm)	Height (mm)	Length (mm)
		NW	Metric	Profile			
	BGP-3x48	48	50	G and T	30.0	84.0	214.0

In railway vehicle construction, heavy machine building industry and other applications with increased mechanical requirements

Multiple system support for 3 x NW48 max. conduits

Axial fixation of conduit. Conduit rotation possible (avoids torsion)

Especially suitable for dynamic applications due to rounded edges


PA 6

① Please replace "B" for black with "S" for grey in front of the order no.

Conduit terminations


Type RKS & CT

Type RKS - Conduit terminal sleeve

	Order no. black	Fits to conduit size		Inside Ø (mm)	Outside Ø (mm)	Length (mm)
		NW	Metric			
	RKS-07	07	10	4.5	12.5	16.0
	RKS-10	10	12	8.0	15.5	16.0
	RKS-12	12	16	10.0	19.0	20.0
	RKS-17	17	20	13.0	24.0	21.0
	RKS-23	23	25	20.0	32.0	22.0
	RKS-29	29	32	25.0	38.0	22.0
	RKS-36	36	40	33.0	46.0	25.0
	RKS-48	48	50	45.0	58.0	25.0
	RKS-56	56	68	54.0	71.0	28.0

For clean conduit end termination where no fitting is required
PA 6

Type CT - Conduit termination


	Order no. black	Fits to conduit size		Clamping range (mm)	Length (mm)	Height (mm)
		NW	Metric			
	BCT-10	10	12	4-8	28.0	13.0
	BCT-12	12	16	5-9	35.0	16.0
	BCT-17	17	20	7-14	42.0	21.0
	BCT-23	23	25	14-22	51.0	28.0
	BCT-29	29	32	16-22	53.0	34.0
	BCT-36	36	40	16-29	55.0	42.0

For sealing of cables and wires at the exit from PMA corrugated conduits
Avoids ingress of dirt and liquids
Can be fixed additionally with cable ties
Neoprene rubber
Temperature range: -30°C to +120°C

Abrasion protection sleeves, tools

Type SS/SV & EWZ

Type SS/SV - Abrasion protection sleeve

	Order no.	Fits to conduit size		Outside Ø (mm)	Length (mm)
		NW	Metric		
	BSS-17	17	20	42.0	22.0
	BSS-23	23	25	49.0	26.0
	BSS-29	29	32	55.0	26.0
	BSS-36	36	40	63.0	30.0
	BSS-48	48	50	75.0	30.0
	BSS-56G	56	68	90.0	33.0
	BSV-70G	70	80	108.0	60.0

Abrasion protection for corrugated conduits in positions exposed to chafing
Increases the life time of moving conduits
PA 6

Type EWZ - Draw-in tool

	Order no. black with hole	Order no. black with handle	Fits to conduit size NW	Width x Length x Depth (mm)
EWZ	EWZ-02	EWZ-03	7.5–34	117.7 x 45.2 x 71.9



Suitable for drawing in cables or wires into PMA Divisible System conduits or other slit conduits
Designed in a handy shape and equipped with a practical hand grip for wedging or with hole for direct holding of the wires
Polyamide 6.6
Colour: black

Tools

Type PMACUT

Type PMACUT - Cutting tool for conduits, NW 07–48

	Order no. Cutting tool	Order no. Spare blade	Cutting range	For conduit size NW
PMACUT	PMACUT-38	FP-38	0–38	07–29
	PMACUT-52	FP-52	0–52	23–48



Can be used to cut all PMA conduits
 Enables a precise and straight cut around the corrugation
 Metal
 Colour: Red

Type PMACUT - Cutting tool for conduits, NW 56–125

PMACUT	Order no. black	Fits to conduit size		Length x Width x Depth (mm)
		NW	Metric	
	PMACUT-NW56	56	68	337 x 101 x 15
	PMACUT-NW70	70	80	350 x 110 x 15
	PMACUT-NW95	95	106	400 x 142 x 20
	PMACUT-NW125	125	146	443 x 182 x 20




Can be used to cut all PMA conduits with large nominal widths
 Enables a precise and straight cut at the top of the corrugation
 High level of safety through retractable blade
 Aluminium

Elbow adapters, metric

Type MAVI & MAVIK

Type MAVI - Special 45° elbow adapter, metric thread

	Order no.	Thread metric		Thread length outside (mm)	Outside Ø (mm)	Overall length (mm)
		Inside	Outside			
	MAVI-M20/01	M20 x 1.5	M20 x 1.5	10.0	35.0	45.0
	MAVI-M25/01	M25 x 1.5	M25 x 1.5	11.0	39.0	51.0
	MAVI-M32/01	M32 x 1.5	M32 x 1.5	13.0	46.0	54.0
	MAVI-M40/01	M40 x 1.5	M40 x 1.5	13.0	55.0	62.0
	MAVI-M50/01	M50 x 1.5	M50 x 1.5	14.0	65.0	75.0
	MAVI-M63/01	M63 x 1.5	M63 x 1.5	14.0	80.0	84.0

Where a certain cable outlet angle is required

In connection with PMA connectors, especially connectors with strain relief VNZ

Enables different mounting positions: With a lock nut behind a clearance hole / In threaded holes (lock nut on MAVI side for positioning) / With SCA spin-coupler


Nickel-plated aluminium (other materials e.g. stainless steel or nickel-plated brass available on request)

High thread and system connection strength

IP68 static/IP67 dynamic

Temperature range: -60°C to +105°C

Type MAVIK - Positioning 45° elbow adapter, metric thread

	Order no.	Thread metric		Thread length outside (mm)	Outside Ø (mm)	Overall length (mm)
		Inside	Outside			
	MAVIK-M20/01	M20 x 1.5	M20 x 1.5	10.0	35.0	52.0
	MAVIK-M25/01	M25 x 1.5	M25 x 1.5	11.0	39.0	58.0
	MAVIK-M32/01	M32 x 1.5	M32 x 1.5	13.0	46.0	61.0
	MAVIK-M40/01	M40 x 1.5	M40 x 1.5	13.0	55.0	69.5
	MAVIK-M50/01	M50 x 1.5	M50 x 1.5	14.0	65.0	83.0
	MAVIK-M63/01	M63 x 1.5	M63 x 1.5	14.0	80.0	92.0

Where a certain cable outlet angle is required

In connection with PMA connectors, especially connectors with strain relief VNZ

The counter nut allows accurate positioning of the outlet direction in threaded holes

Adapter made from nickel-plated aluminium (other materials e.g. stainless steel or nickel-plated brass available on request),

counter nut made from nickel-plated brass

High thread and system connection strength


IP68 static/IP67 dynamic

Temperature range: -60°C to +105°C

Swivel and positioning adapters, metric, PG

Type SWA & SCA

Type SWA - Swivel adapter with special sealing, metric/PG metal thread

	Order no.	Thread metric	Thread length (mm)	Outside Ø (mm)	Overall length (mm)
	SWA-M16-10	M16 x 1.5	10.0	23.0	37.5
	SWA-M20-10	M20 x 1.5	10.0	27.0	38.5
	SWA-M25-11	M25 x 1.5	11.0	32.0	41.0
	SWA-M32-13	M32 x 1.5	13.0	45.0	46.5
	SWA-M40-13	M40 x 1.5	13.0	55.0	47.5
	SWA-M50-14	M50 x 1.5	14.0	59.0	49.5
	SWA-M63-14	M63 x 1.5	14.0	75.0	52.0
		Order no.	Thread PG	Thread length (mm)	Outside Ø (mm)
	SWA-P09	09	15.0	23.0	44.5
	SWA-P11	11	15.0	27.0	45.5
	SWA-P16	16	15.0	32.0	48.0
	SWA-P21	21	15.0	40.0	51.0
	SWA-P29	29	15.0	50.0	52.0
	SWA-P36	36	15.0	59.0	55.0
	SWA-P48	48	15.0	70.0	55.0

Allow PMA connectors to swivel freely in applications where such movement is occasionally necessary

In connection with PMA connectors with metal thread


Nickel-plated brass

With thread edge protection

IP68 and IP69

Temperature range: -40°C to +105°C

Type SCA - Positioning adapter, metric/PG metal thread

	Order no.	Thread metric	Thread length (mm)	Outside Ø (mm)	Overall length (mm)
	SCA-M16-10	M16 x 1.5	10.0	22.0	32.0
	SCA-M20-10	M20 x 1.5	10.0	26.0	33.0
	SCA-M25-11	M25 x 1.5	11.0	32.0	35.0
	SCA-M32-13	M32 x 1.5	13.0	39.0	39.5
	SCA-M40-13	M40 x 1.5	13.0	50.0	41.0
	SCA-M50-14	M50 x 1.5	14.0	59.0	43.5
	SCA-M63-14	M63 x 1.5	14.0	75.0	45.5
		Order no.	Thread PG	Thread length (mm)	Outside Ø (mm)
	SCA-P09	09	12.0	22.0	35.0
	SCA-P11	11	12.0	26.0	36.0
	SCA-P16	16	13.0	29.0	38.0
	SCA-P21	21	14.0	39.0	41.0
	SCA-P29	29	14.0	44.0	42.5
	SCA-P36	36	17.0	59.0	49.0
	SCA-P48	48	17.0	69.0	50.5

Allows easy positioning of elbow connectors with metal thread

In connection with PMA connectors with metal thread (Metric: Metal long thread)

Nickel-plated brass

High fastening torque

With thread edge protection

P68 and IP69

Temperature range: -40°C to +105°C